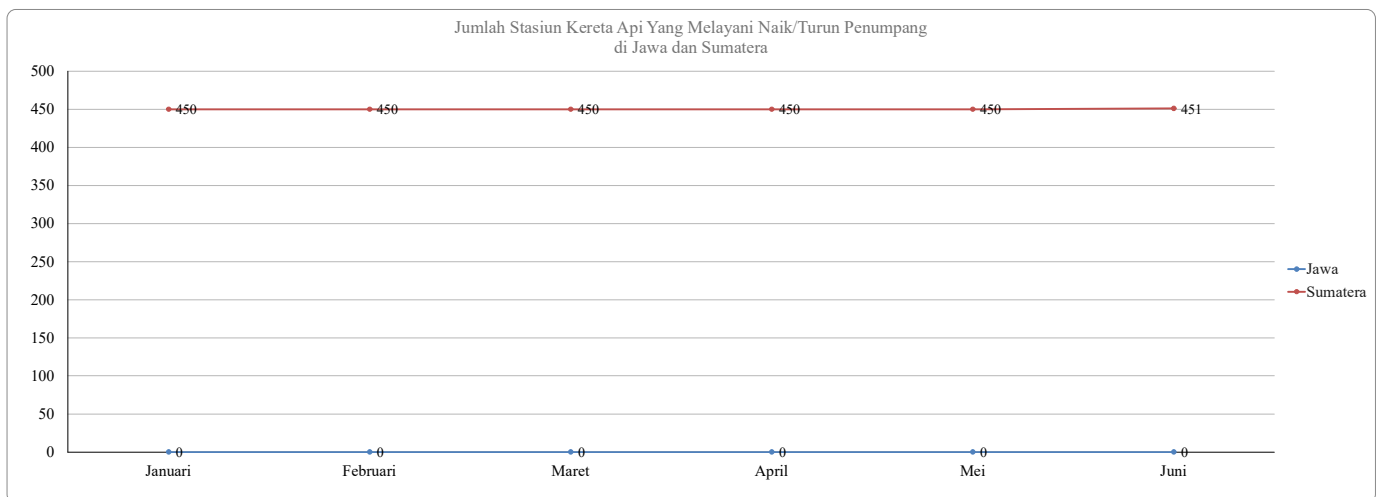


Tabel/ Table A.4.1.01

Jumlah Stasiun Kereta Api Yang Melayani Naik/Turun Penumpang di Jawa dan Sumatera*Number of Train Stations in Java and Sumatera***Semester I Tahun 2022**

No.	Uraian Descriptions	Satuan Unit	Januari	Februari	Maret	April	Mei	Juni
1	Wilayah Jawa Jawa Java	Unit	450	450	450	450	450	451
2	Wilayah Sumatera Sumatera Sumatra	Unit	146	146	146	146	146	146



Produksi Penumpang dan Barang Angkutan Kereta Api di Jawa dan Sumatera
Production of Railway Passengers and Freight in Java and Sumatera

Semester I Tahun 2022

No.	Uraian Descriptions	Grafik Tren Trend Graph	Satuan Unit	Januari	Februari	Maret	April	Mei	Juni
A	Jawa / Java								
1	Penumpang/Passengers (Orang/Person)		Orang Person	19.131.096	13.787.474	20.645.417	20.978.601	25.368.868	25.774.452
2	Km - Penumpang/Passengers - Km (Km)		Km-Pnp Pass-Km	1.136.230.313	838.083.864	1.263.236.782	1.274.967.320	1.926.473.761	1.660.441.584
3	Rata-rata perjalanan penumpang /Average passengers trip		Km	59	61	61	61	76	64
4	Barang/Freight (Ton)		Ton	677.158	594.452	690.057	694.426	604.993	726.356
5	Ton - Km/Ton Km (Km)		Ton-Km	250.980.720	219.740.357	259.204.970	266.106.523	214.071.543	265.656.041
6	Rata-rata jarak angkut barang /Average freight length distance		Km	371	370	376	382	354	366
B	Sumatera / Sumatra								
7	Penumpang/Passengers (Orang/Person)		Orang Person	472.819	394.016	547.365	482.083	900.041	767.340
8	Km - Penumpang/Passengers - Km (Km)		Km-Pnp	28.169.098	23.768.635	37.472.785	36.731.732	65.561.130	57.889.522
9	Rata-rata perjalanan penumpang /Average passengers trip		Km	60	60	68	76	73	75
10	Barang/Freight (Ton)		Ton	3.173.959	3.449.360	4.124.697	4.047.907	3.909.547	4.122.175
11	Ton - Km/Ton Km (Km)		Ton-Km	690.779.627	739.855.304	879.506.725	865.403.173	845.467.908	884.678.844
12	Rata-rata jarak angkut barang /Average freight length distance		Km	218	214	213	214	216	215

Sumber/ Source : Direktorat Lalu Lintas dan Angkutan Kereta Api 2022 / Directorate of Railway Traffic and Transport 2022 (diolah kembali / recompiled)

Produksi Penumpang Angkutan Kereta Api di Jawa dan Sumatera Menurut Lintasan
Production of Railway Passengers in Java and Sumatera by Track

Semester I Tahun 2022

No.	Uraian Descriptions	Grafik Tren Trend Graph	Satuan Unit	Januari	Februari	Maret	April	Mei	Juni
1	KA Utama Main Line Train		Pnp Passangers	1.451.583	1.086.723	1.820.056	1.915.426	3.481.366	2.727.816
2	KA Lokal Raya Local Train		Pnp Passangers	1.963.824	1.602.231	2.057.051	1.964.765	3.148.870	2.689.541
3	KRL Jabodetabek Jabodetabek Commuter Train		Pnp Passangers	14.484.406	10.498.851	15.734.662	15.890.442	17.075.071	18.325.796
4	KA Bandara Kualanamu Kualanamu Airport Railways		Pnp Passangers	20.661	15.811	22.205	21.807	28.630	24.995
5	KA Perintis Cut Meutia Krueng Mane-Bungkah-Krueng Geukeuh Railways Pilot Project		Pnp Passangers	3.633	5.001	4.382	497	4.660	2.860
6	KA Perintis Jenggala (Sudah Menjadi KA PSO) Sidoarjo - Tulangan - Tarik - Mojokerto Railways Pilot Project		Pnp Passangers	-	-	-	-	-	-
7	KA Perintis Bathara Kresna Solo-Purwosari-Wonogiri Railways Pilot Project		Pnp Passangers	5.783	5.132	5.575	3.865	8.550	9.905
8	KA Perintis Kertalaya Kertapati-Inderalaya Railways Pilot Project		Pnp Passangers	-	-	-	-	-	-
9	KA Perintis Lembah Anai Lubuk Alung-Kayu Tanam Railways Pilot Project		Pnp Passangers	3.793	4.164	5.139	4.799	6.939	6.833
10	KA Perintis Siliwangi (Sudah menjadi KA PSO) Sukabumi-Cianjur Railways Pilot Project		Pnp Passangers	-	-	-	-	-	-
11	KA Perintis Bandara Internasional Minangkabau- Minangkabau-Padang International Airport Railways		Pnp Passangers	12.383	12.845	14.154	11.036	26.462	19.763
12	KA Perintis Lintas Pelayanan Bandara Sultan Mahmud Badaruddin II – Ogan Permata Indah Kereta Api Ringan Sultan Mahmud Badaruddin II Airport Railways - Ogan Permata Indah Pilot Project Light Rail Transit		Pnp Passangers	193.985	146.638	195.846	166.526	352.851	260.719
13	KA Bandara Soekarno Hatta Soekarno Hatta Airport Railways		Pnp Passangers	40.432	27.132	45.428	56.191	80.716	75.542
14	MRT Jakarta MRT Jakarta		Pnp Passangers	1.092.508	532.671	960.406	1.147.992	1.561.680	1.914.788
15	LRT Jakarta (Velodrome-Kelapa Gading) LRT Jakarta (Velodrome-Kelapa Gading)		Pnp Passangers	39.240	23.578	36.921	40.436	52.928	59.790
16	KRL Yogyakarta Yogyakarta Commuter Train		Pnp Passangers	291.684	220.713	290.957	236.902	440.186	423.444
	Jumlah/ Total		Pnp Passangers	19.603.915	14.181.490	21.192.782	21.460.684	26.268.909	26.541.792

Catatan / Note :
 - Tahun 2020 kereta api Siliwangi dan Jenggala sudah tidak termasuk kereta perintis, sudah termasuk ke dalam PSO / In 2020 Siliwangi and Jenggala trains are not included as pioneer trains, already included in PSO
 - Sejak 1 Januari 2020 KA Perintis Kertalaya tidak beroperasi karena menunggu kelaikan sarana railbus melalui sertifikat uji berkala baru / Since 1 January 2020 Kertapati-Inderalaya Railways Pilot Project has not operated because it is awaiting the feasibility of railbus facilities through a new periodic test certificate

Sumber/ Source : Direktorat Lalu Lintas dan Angkutan Kereta Api 2022/ Directorate of Railway Traffic and Transport 2022 (diolah kembali / recomplied)

Produksi Barang Kelompok Terbesar Angkutan Kereta Api
Production of Main goods Commodities Carried by Train

Semester I Tahun 2022

No.	Uraian Descriptions	Grafik Tren Trend Graph	Satuan Unit	Januari	Februari	Maret	April	Mei	Juni
1	Minyak Bumi (BBM) <i>Oil Fuel</i>		Ton	190.992	165.925	199.053	212.292	218.422	199.164
2	Pupuk <i>Fertilizer</i>		Ton	450	0	1.380	1.230	1.350	2.700
3	Semen <i>Cement</i>		Ton	325.302	290.606	311.692	229.868	211.736	298.370
4	Batubara <i>Coal</i>		Ton	2.883.739	3.191.055	3.804.529	3.765.781	3.677.981	3.797.208
5	Hasil Perkebunan <i>Plantation Product</i>		Ton	30.029	25.834	30.181	26.559	29.867	58.618
6	Peti Kemas <i>Containers</i>		Ton	385.745	334.154	407.895	431.520	337.171	413.533
7	Pasir Kuarsa <i>Quartz Sand</i>		Ton	0	0	0	0	0	0
8	Karet&Klinker <i>Rubber</i>		Ton	20.650	23.500	44.475	52.800	14.600	40.200
9	B. C. (Barang Cepat) <i>Express Freight</i>		Ton	0	0	0	0	0	0
10	B. H. P. (Barang Hantaran Penumpang) <i>Freight by Passenger</i>		Ton	11.110	9.896	12.147	10.955	9.919	13.299
11	Lain-Lain <i>Miscellaneous</i>		Ton	3.100	2.843	3.402	13.328	13.494	25.438
	Jumlah/ Total		Ton	3.851.117	4.043.813	4.814.754	4.744.333	4.514.540	4.848.530



Catatan/Note :

Sumber/ Source : Direktorat Lalu Lintas dan Angkutan Kereta Api 2022 / Directorate of Railway Traffic and Transport 2022 (diolah kembali / recompiled)

Tabel/ Table A.4.1.05

Penetapan Pelaksanaan PSO
The Determination of PSO

Semester I Tahun 2022








No.	Uraian Descriptions	Grafik Tren Trend Graph	Satuan Unit	Januari	Februari	Maret	April	Mei	Juni
1	Penetapan Pelaksanaan PSO <i>The Determination of PSO</i>		Rupiah (IDR)	282.909.254	250.808.251.034	248.408.045.464	238.994.370.384	270.231.015.726	255.400.221.704
	Jumlah Realisasi / Total		Rupiah (IDR)	282.909.254	250.808.251.034	248.408.045.464	238.994.370.384	270.231.015.726	255.400.221.704

Sumber/ Source : Direktorat Lalu Lintas dan Angkutan Kereta Api 2022 / Directorate of Railway Traffic and Transport 2022 (diolah kembali / recompiled)

Tabel/ Table A.4.1.06

Jumlah Penumpang PSO Kereta Api
Total Passengger Train of PSO

Semester I Tahun 2022

No.	Uraian Descriptions	Grafik Tren Trend Graph	Satuan Unit	Januari	Februari	Maret	April	Mei	Juni
1	Jumlah Penumpang PSO Kereta Api Ekonomi Jarak Jauh		Pnp Passangers	206.059	165.225	234.626	237.999	332.800	293.732
2	Jumlah Penumpang PSO Kereta Api Ekonomi Jarak Sedang		Pnp Passangers	163.038	127.006	250.442	271.609	463.695	417.910
3	Jumlah Penumpang PSO Kereta Api Ekonomi Jarak Dekat		Pnp Passangers	1.718.595	1.401.427	1.806.300	1.733.095	2.749.921	2.320.871
4	Jumlah Penumpang PSO KRD Ekonomi		Pnp Passangers	233.248	190.701	238.878	189.624	299.279	293.713
5	Jumlah Penumpang PSO Kereta Api Ekonomi Lebaran		Pnp Passangers	-	-	-	18.849	37.219	-
6	Jumlah Penumpang PSO KRL Jabodetabek		Pnp Passangers	14.484.406	10.498.851	15.734.662	15.890.443	17.075.071	18.325.796
	Jumlah Realisasi / Total		Pnp Passangers	16.805.346	12.383.210	18.264.908	18.341.619	20.957.985	21.652.022

Catatan/Note :

Sumber/ Source : Direktorat Lalu Lintas dan Angkutan Kereta Api 2022 / Directorate of Railway Traffic and Transport 2022 (diolah kembali / recompiled)

Tabel/ Table A.4.1.07

Tingkat Pelayanan
Level of Services

Semester I Tahun 2022

No.	Uraian Descriptions	Satuan Unit	Januari	Februari	Maret	April	Mei	Juni
1	PNP BER TEPAT (%) <i>Accuracy Departing (Passenger)</i>	%	93,3	93,1	94,9	92,1	90,0	93,3
2	PNP BER LAMBAT (mnt) <i>Delay Departure (Passenger)</i>	Menit Minutes	0,8	1,0	0,7	0,7	0,7	0,7
3	PNP DTG TEPAT (%) <i>Timely Arrival (Passenger)</i>	%	90,2	88,6	90,5	87,1	84,3	88,4
4	PNP DTG LAMBAT (mnt) <i>Late Arrival (Passenger)</i>	Menit Minutes	1,1	1,5	0,7	0,6	0,6	0,5
5	BRG BER TEPAT (%) <i>Accuracy Departing (Freight)</i>	%	71,9	71,2	69,9	72,1	76,4	85,6
6	BRG BER LAMBAT (mnt) <i>Delay Departure (Freight)</i>	Menit Minutes	-9,5	-7,7	-7,3	-5,7	-10,0	-14,1
7	BRG DTG TEPAT (%) <i>Timely Arrival (Freight)</i>	%	64,5	63,4	61,8	67,3	70,7	82,0
8	BRG DTG LAMBAT (mnt) <i>Late Arrival (Passenger)</i>	Menit Minutes	-31,5	-25,4	-24,9	-21,7	-29,2	-33,8
9	WAKTU PEREDARAN GERBONG RATA-RATA <i>The average circulation time of wagon</i>	Hari Day	2,03	1,92	1,86	1,75	1,84	1,75

Sumber/ Source : Direktorat Lalu Lintas dan Angkutan Kereta Api 2022 / Directorate of Railway Traffic and Transport 2022 (diolah kembali / recompiled)